

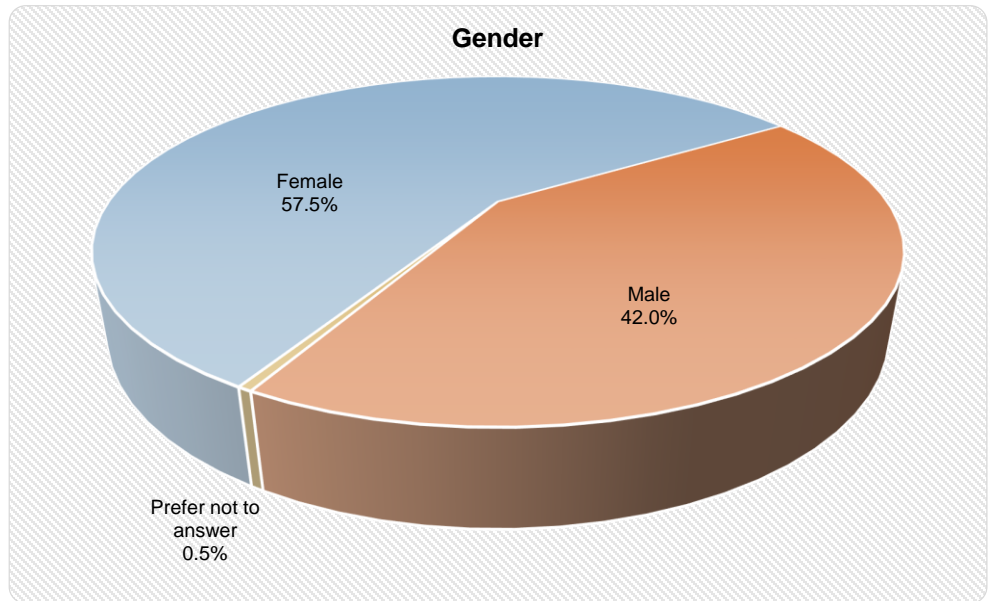
DIVERSITY SURVEY - RESULTS - FALL 2024

Class of 2027

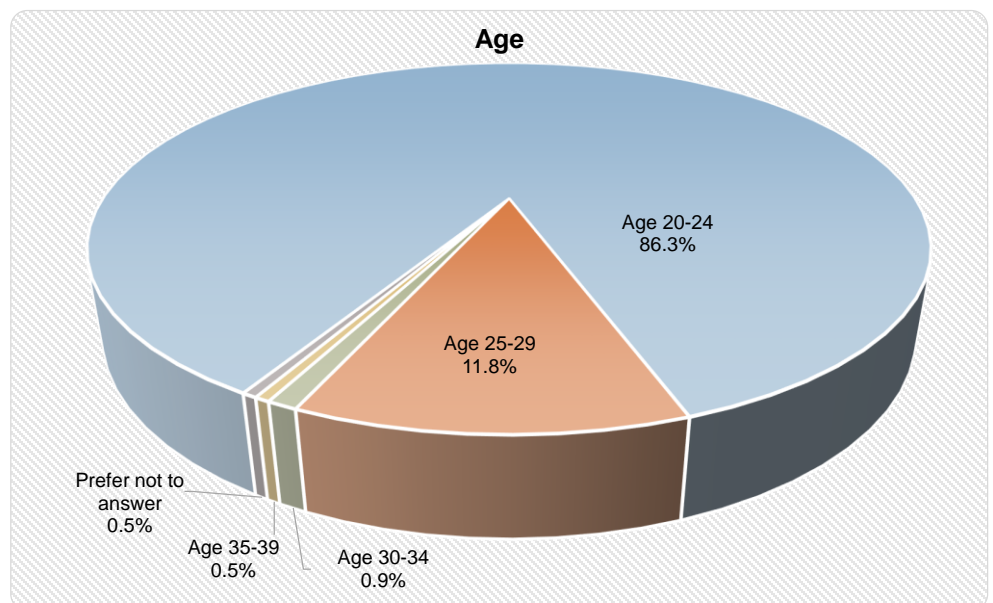
Response Rate: 100%

Note: The class size is 198. However, due to a technical issue with the survey instrument, some respondents completed the survey twice, resulting in 212 responses. Because the survey is completely anonymous, it was not possible to remove the duplicate responses. Accordingly, caution should be exercised in relying on specific percentages in any category, as they may not be precise.

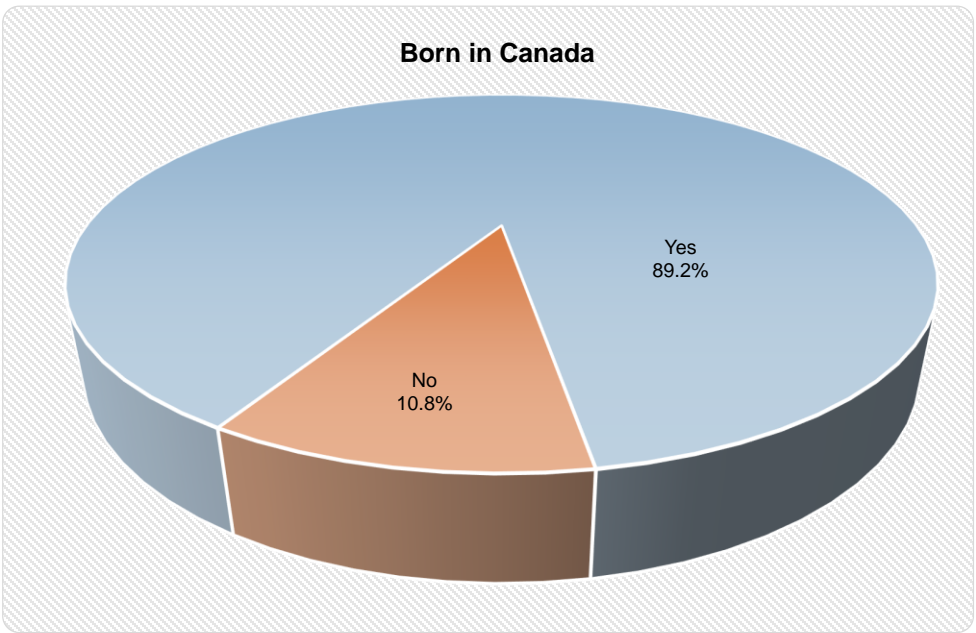
Gender	Students
Female	122
Male	89
Other	0
Prefer not to answer	1
TOTAL	212



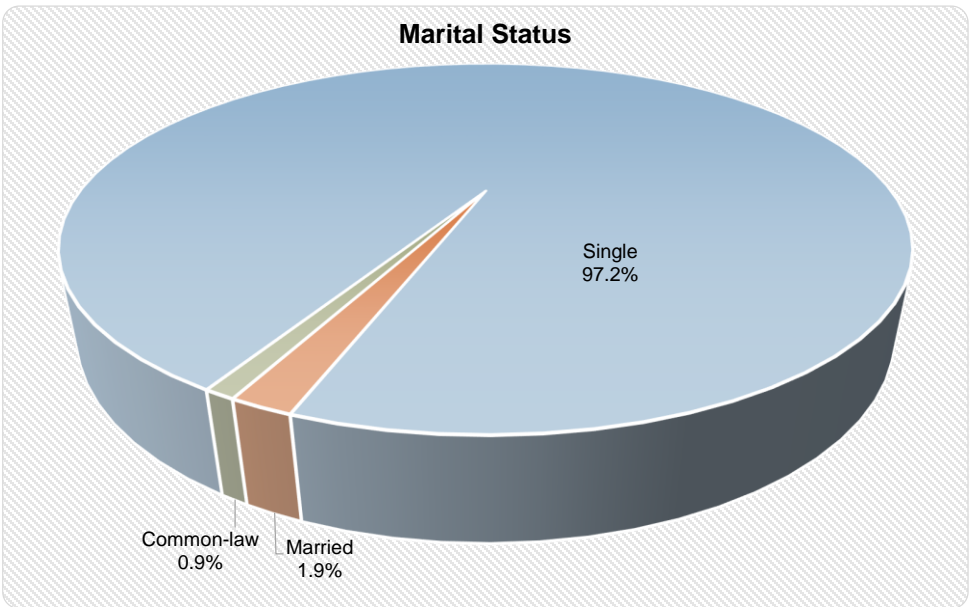
Age	Students
Age 20-24	183
Age 25-29	25
Age 30-34	2
Age 35-39	1
40 +	0
Prefer not to answer	1
TOTAL	212



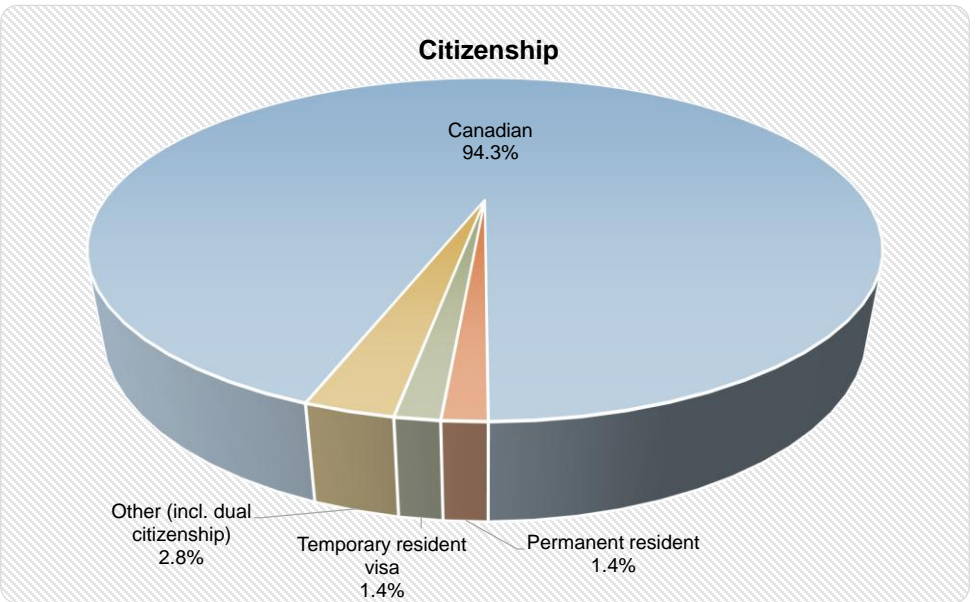
Born in Canada	Students
Yes	189
No	23
Prefer not to answer	0
TOTAL	212



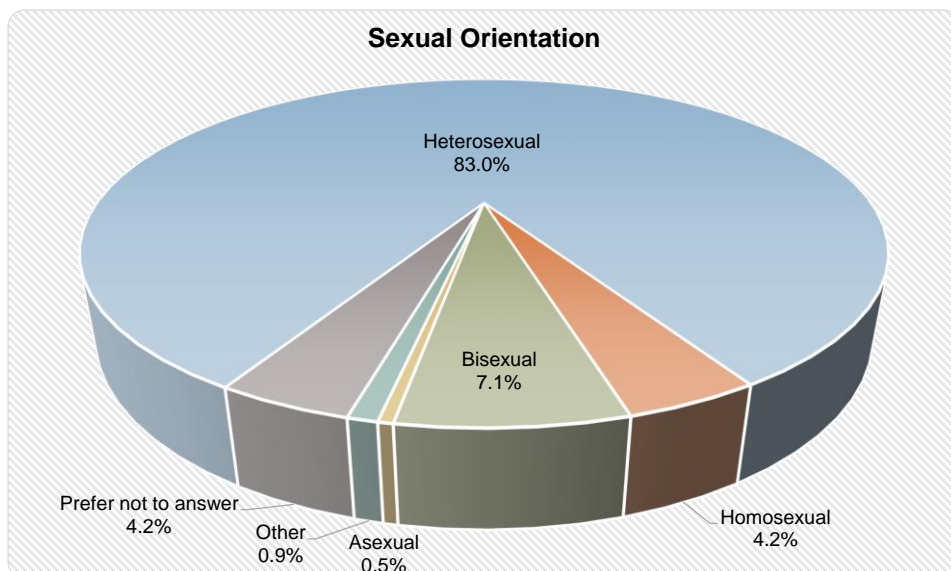
Marital Status	Students
Single	206
Married	4
Common-law	2
Separated	0
Divorced	0
Widowed	0
Prefer not to answer	0
TOTAL	212



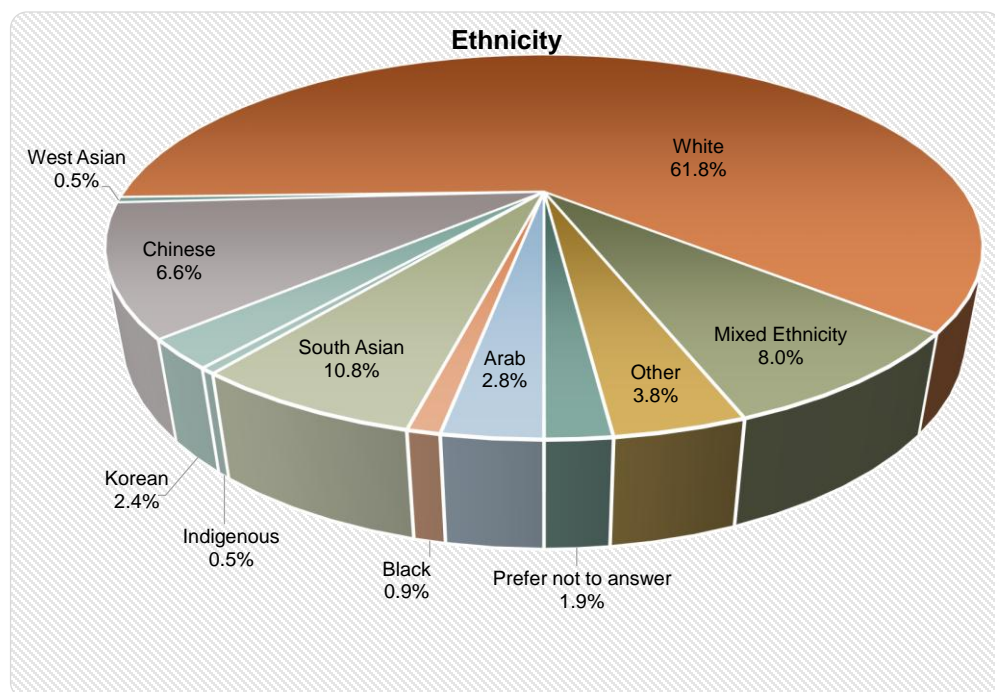
Citizenship	Students
Canadian	200
Permanent resident	3
Temporary resident visa	3
Other (incl. dual citizenship)	6
Prefer not to answer	0
TOTAL	212



Sexual Orientation	Students
Heterosexual	176
Homosexual	9
Bisexual	15
Asexual	1
Other	2
Prefer not to answer	9
TOTAL	212

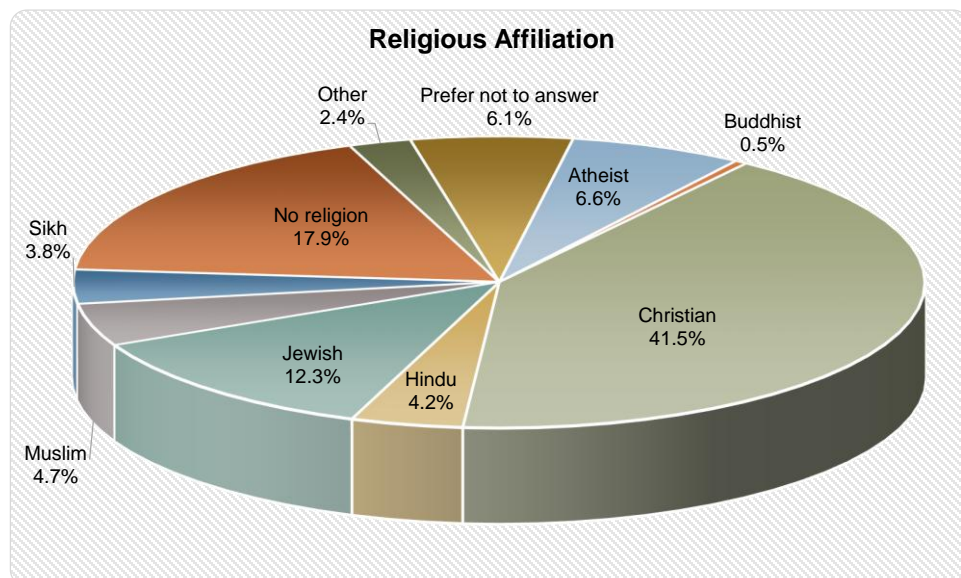


Ethnicity *	Students
Arab	6
Black	2
Chinese	14
Filipino	0
Indigenous	1
Japanese	0
Korean	5
Latin American	0
South Asian	23
Southeast Asian	0
West Asian	1
White	131
Mixed Ethnicity	17
Other	8
Prefer not to answer	4
TOTAL	212



*** Language used is based on the Canada Census**
 South Asian defined as East Indian, Pakistani, Sri Lankan, etc.
 Southeast Asian defined as Vietnamese, Cambodian, Laotian, Thai, etc.
 West Asian defined as Iranian, Afghan, etc.


Religious Affiliation *	Students
Atheist	14
Buddhist	1
Christian	88
Hindu	9
Jehovah's Witness	0
Jewish	26
Mormon	0
Muslim	10
Sikh	8
No religion	38
Other	5
Prefer not to answer	13
TOTAL	212



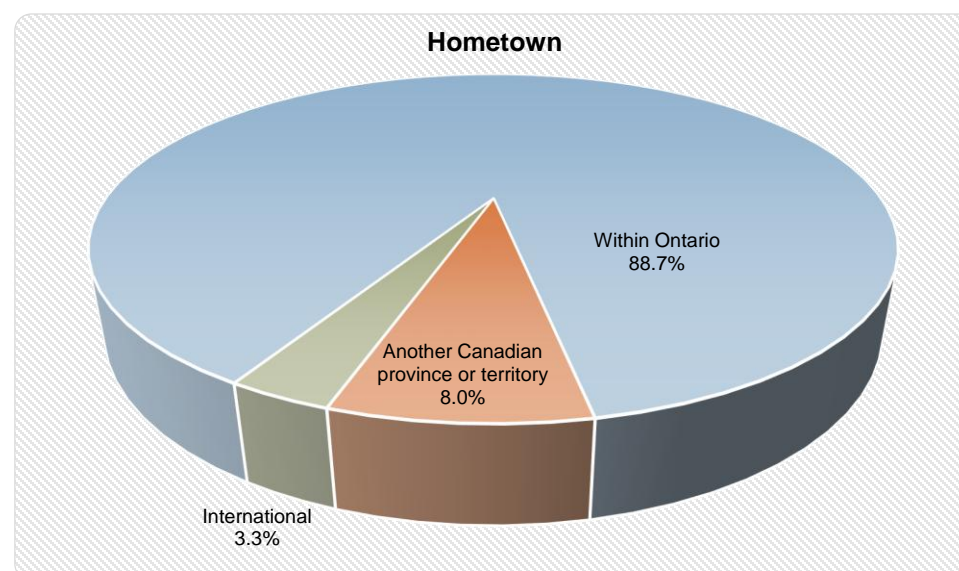
* even if you are not practising that religion

Language fluency *	Students
English only	131
English and French	27
English and another language	41
English + 2 or more languages	12
Prefer not to answer	1
TOTAL	212

* defined as the ability to speak and write the language easily and accurately



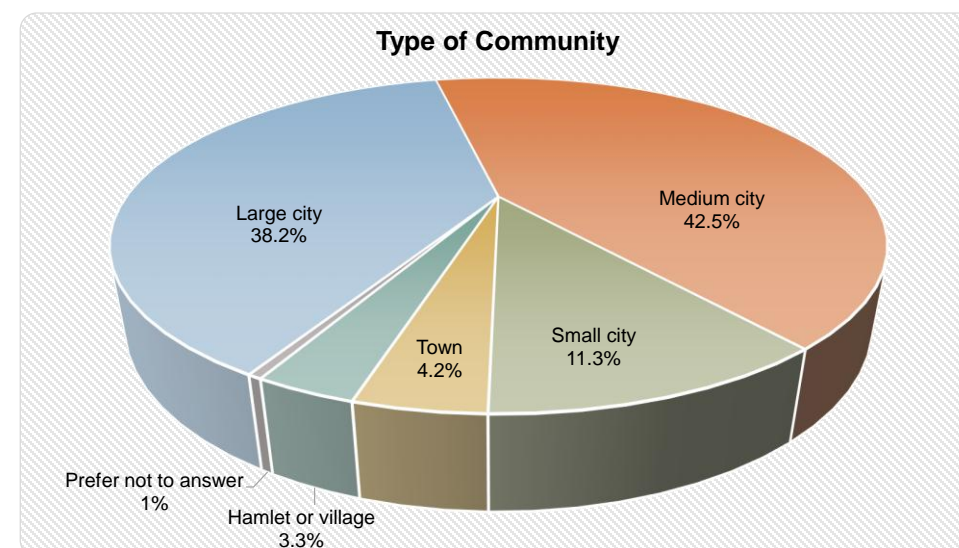
Hometown	Students
Within Ontario	188
Another Canadian province or territory	17
International	7
Prefer not to answer	0
TOTAL	212



Type of Community	Students
Large city	81
Medium city	90
Small city	24
Town	9
Hamlet or village	7
Prefer not to answer	1
TOTAL	212

Defined as:

Large city: > 500,000 population
Medium city: 100,000 to < 500,000
Small city: 20,000 to < 100,000
Town: 1,000 to < 20,000
Hamlet or village: < 1,000

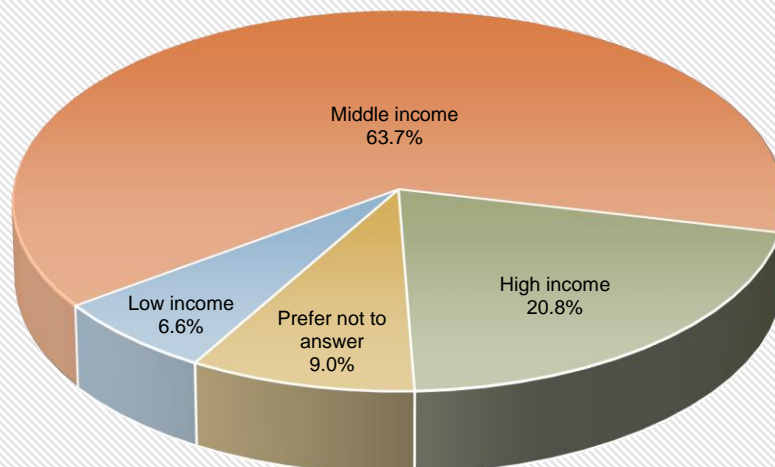


Primary Household * Income	Students
Low income	14
Middle income	135
High income	44
Prefer not to answer	19
TOTAL	212

* defined as the home in which you were raised

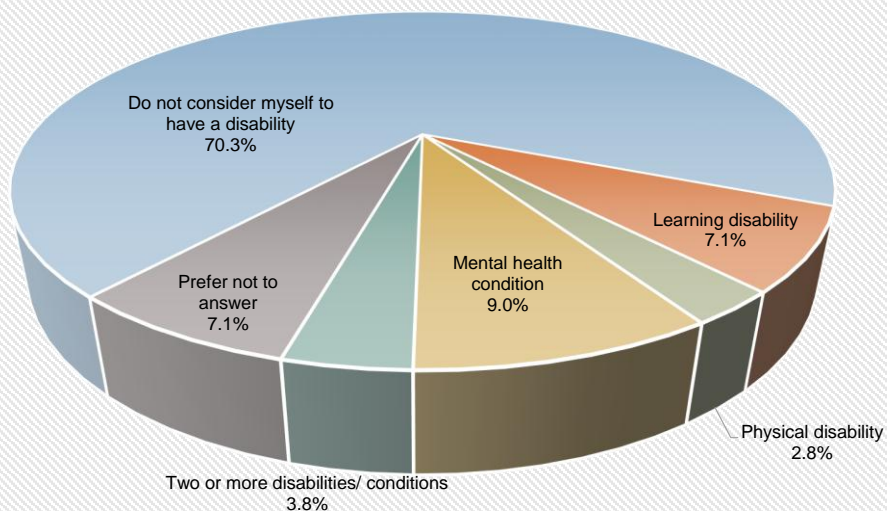
The terms "low", "middle", and "high" were not defined.

Primary Household Income



Accessibility Needs	Students
Do not consider myself to have a disability	149
Learning disability	15
Physical disability	6
Mental health condition	19
Two or more disabilities/ conditions	8
Prefer not to answer	15
TOTAL	212

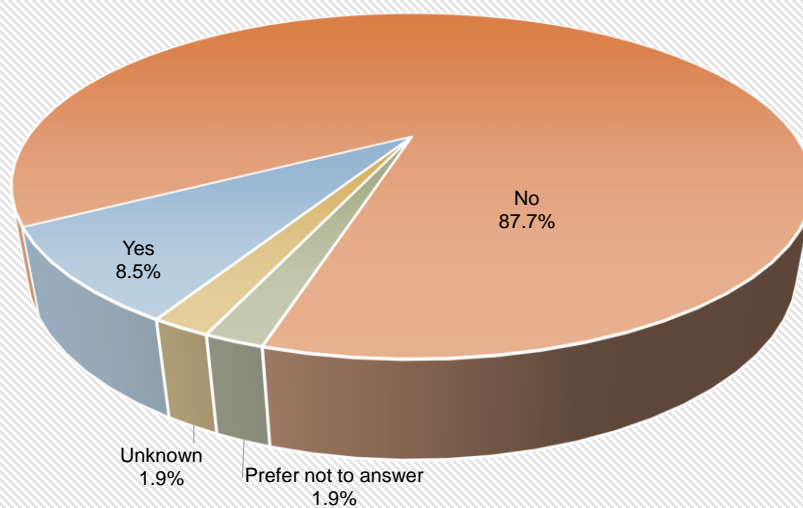
Accessibility Needs



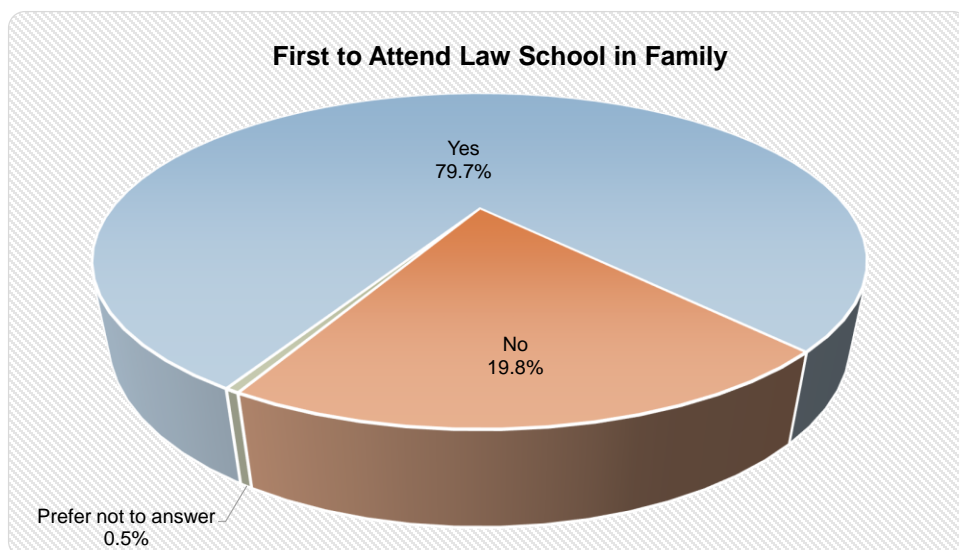
First Generation Student *	Students
Yes	18
No	186
Prefer not to answer	4
Unknown	4
TOTAL	212

* defined as a student whose parents have not enrolled in any post-secondary studies (college or university) either part-time or full-time, in or outside of Canada, at any time

First Generation Student

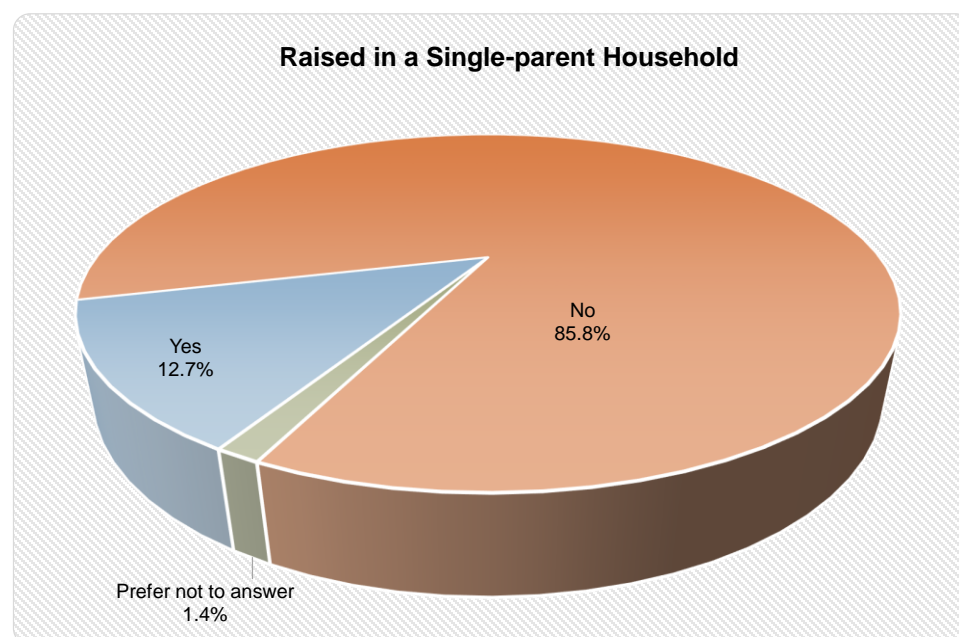


First to Attend Law School in Family	Students
Yes	169
No	42
Prefer not to answer	1
TOTAL	212

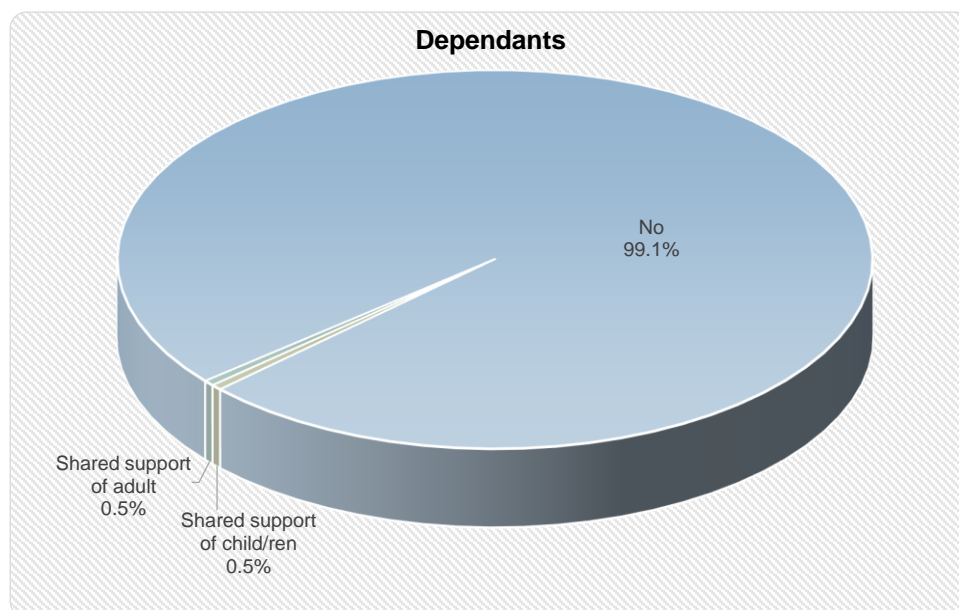


Raised in a Single-parent Household *	Students
Yes	27
No	182
Prefer not to answer	3
TOTAL	212

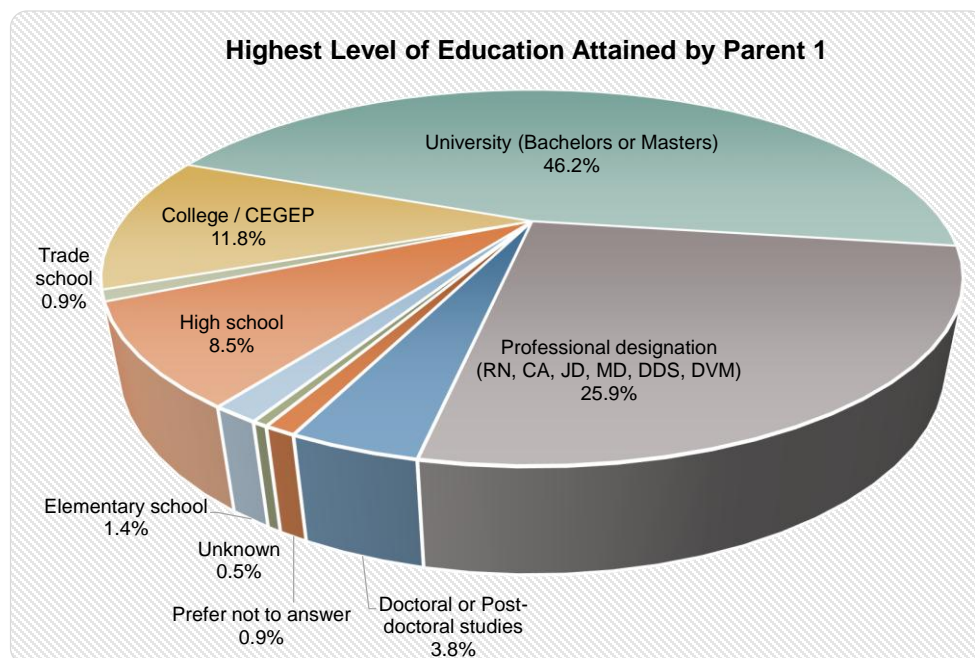
* defined as living in a household for 9 or more years of childhood headed by a parent who was widowed, separated, divorced, or unmarried, and did not remarry or live in a common-law relationship



Dependants	Students
No	210
Sole support of child/ren	0
Shared support of child/ren	1
Sole support of adult	0
Shared support of adult	1
Prefer not to answer	0
TOTAL	212



Highest Level of Education Attained by Parent 1	Students
Elementary school	3
High school	18
Trade school	2
College / CEGEP	25
University (Bachelors or Masters)	98
Professional designation (RN, CA, JD, MD, DDS, DVM)	55
Doctoral or Post-doctoral studies	8
Prefer not to answer	2
Unknown	1
TOTAL	212



Highest Level of Education Attained by Parent 2	Students
Elementary school	7
High school	33
Trade school	5
College/ CEGEP	28
University (Bachelors or Masters)	105
Professional designation (RN, CA, JD, MD, DDS, DVM)	28
Doctoral or Post-doctoral studies	1
Unknown	4
Prefer not to answer	1
TOTAL	212

