

# Western Law

Admissions & Recruitment Office

## DIVERSITY SURVEY - RESULTS - FALL 2023

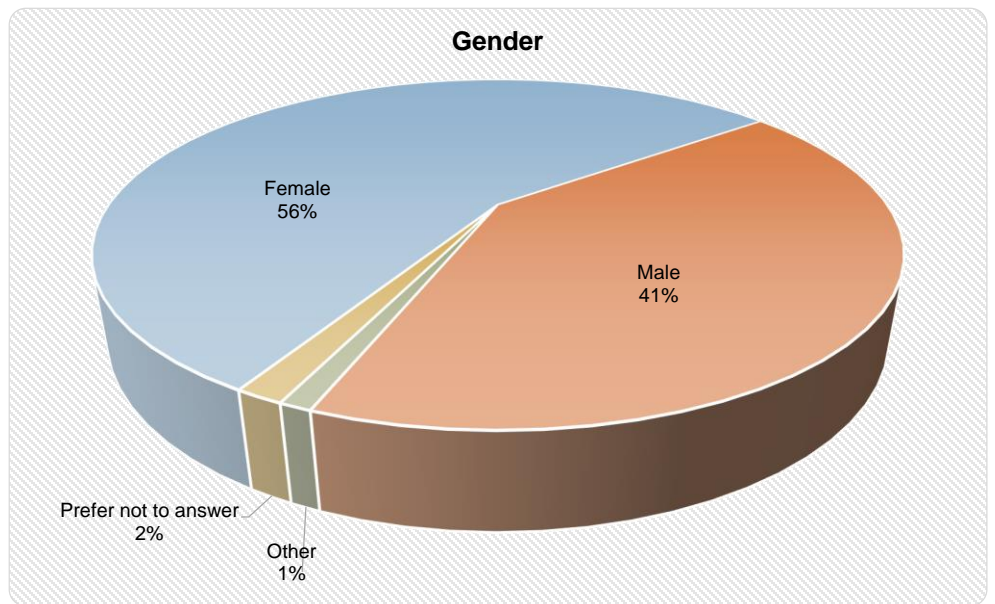
### Class of 2026

Anonymous (Response Rate): 100%

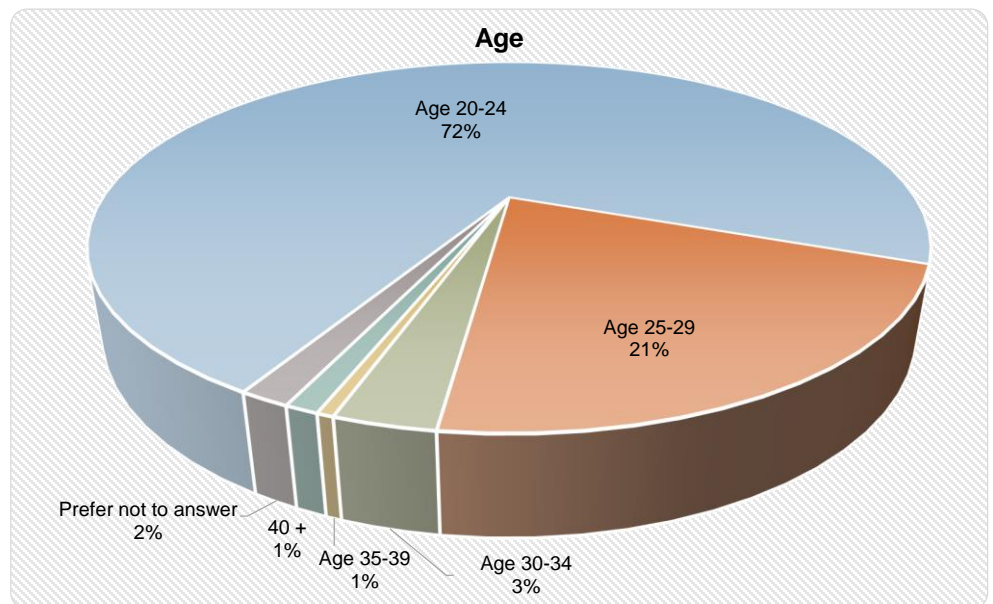
Values < 1% not included in the pie graphs

The class size is 188. The 192 respondents appearing in this survey include students who ultimately deferred or withdrew. Because the survey is anonymous, their responses could not be removed from the survey results.

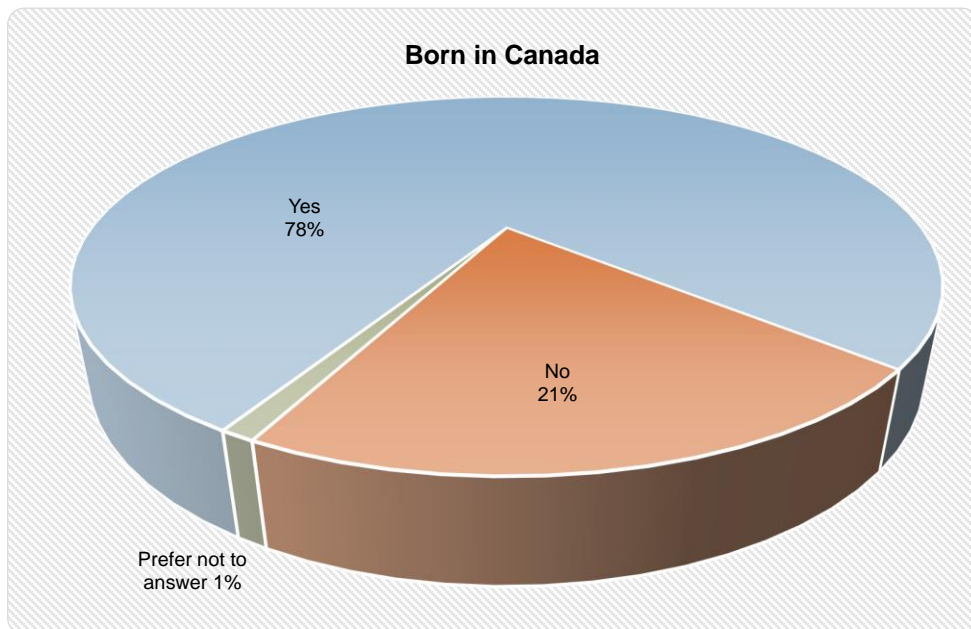
Gender	Students
Female	108
Male	79
Other	2
Prefer not to answer	3
<b>TOTAL</b>	<b>192</b>



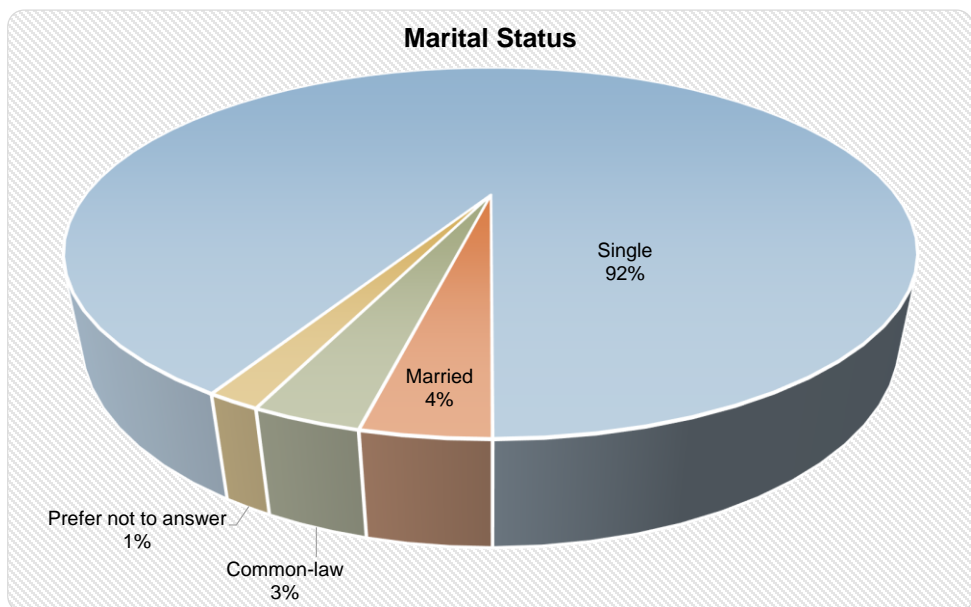
Age	Students
Age 20-24	139
Age 25-29	41
Age 30-34	6
Age 35-39	1
40 +	2
Prefer not to answer	3
<b>TOTAL</b>	<b>192</b>



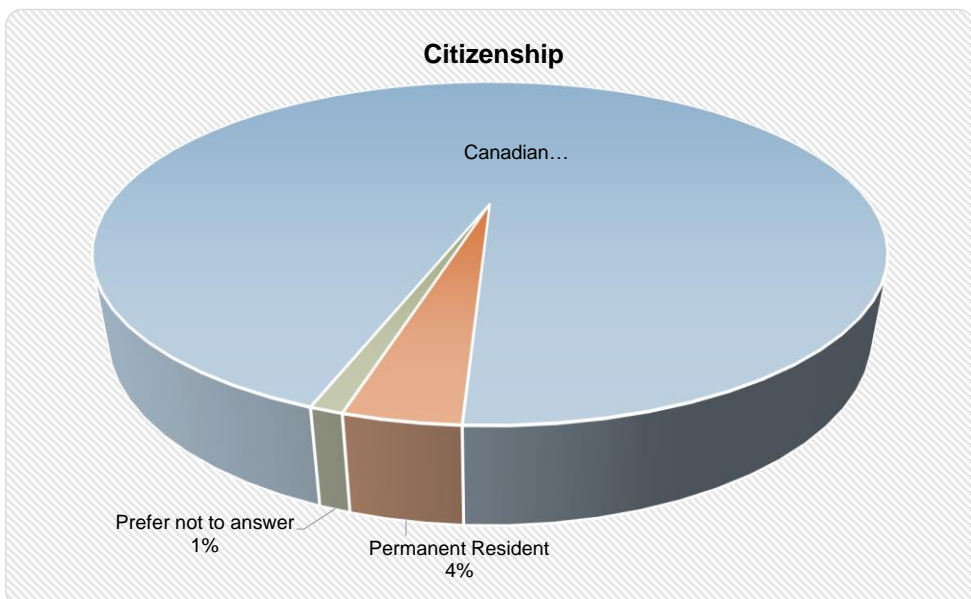
Born in Canada	Students
Yes	150
No	40
Prefer not to answer	2
<b>TOTAL</b>	<b>192</b>



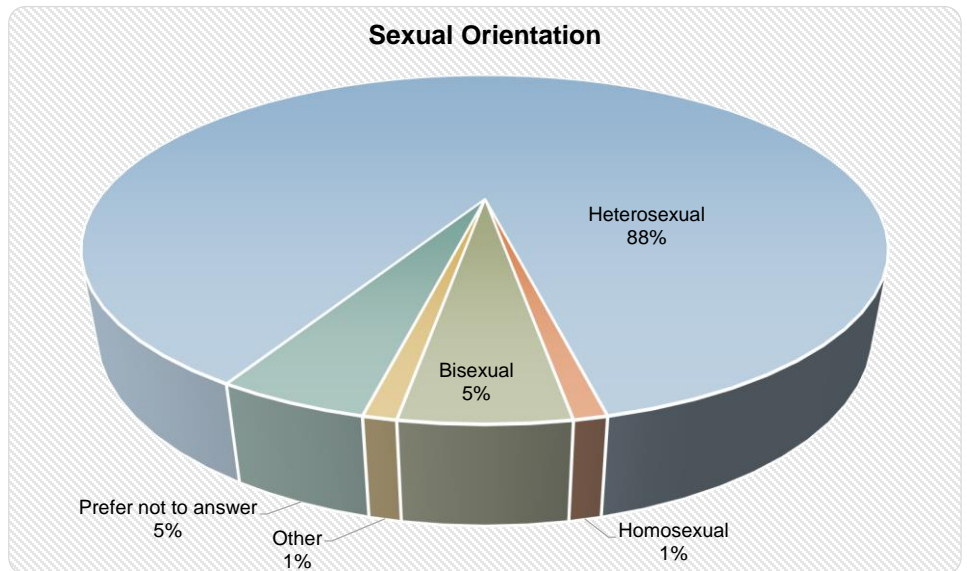
Marital Status	Students
Single	175
Married	7
Common-law	6
Separated	1
Divorced	0
Widowed	0
Prefer not to answer	3
<b>TOTAL</b>	<b>192</b>



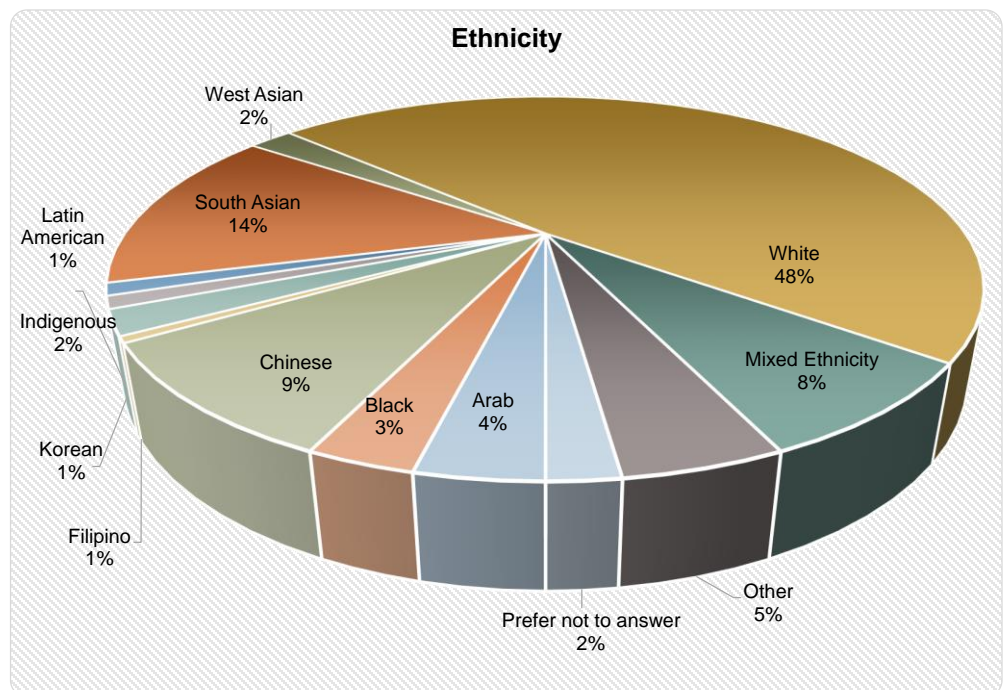
Citizenship	Students
Canadian	181
Permanent Resident	7
Temporary resident visa	1
Other (incl. dual citizenship)	1
Prefer not to answer	2
<b>TOTAL</b>	<b>192</b>



Sexual Orientation	Students
Heterosexual	169
Homosexual	2
Bisexual	10
Asexual	0
Other	2
Prefer not to answer	9
<b>TOTAL</b>	<b>192</b>

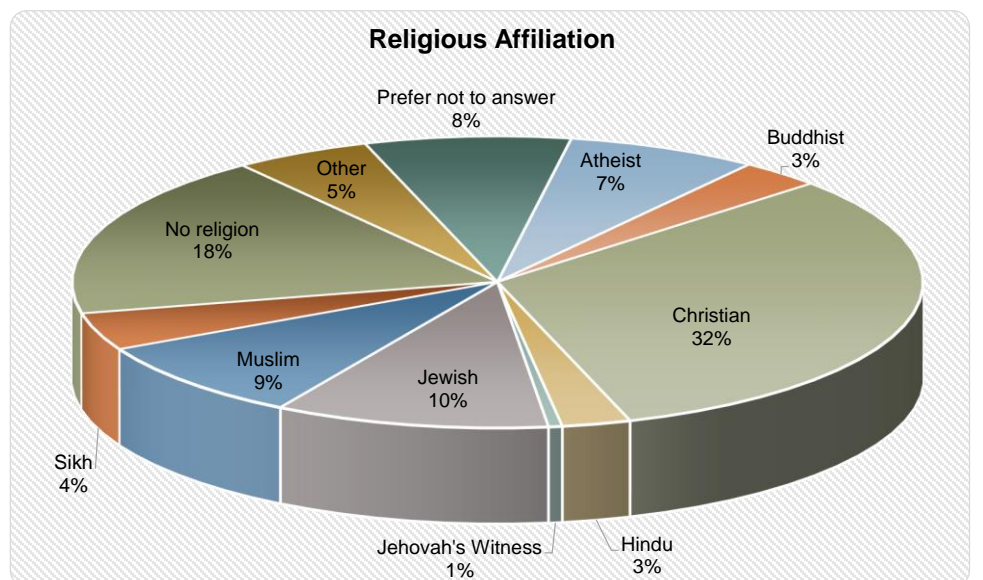


Ethnicity *	Students
Arab	7
Black	6
Chinese	18
Filipino	1
Indigenous	4
Japanese	0
Korean	2
Latin American	2
South Asian	27
Southeast Asian	0
West Asian	4
White	93
Mixed Ethnicity	15
Other	9
Prefer not to answer	4
<b>TOTAL</b>	<b>192</b>



\* Language used is based on the Canada Census  
 South Asian defined as East Indian, Pakistani, Sri Lankan, etc.  
 Southeast Asian defined as Vietnamese, Cambodian, Laotian, Thai, etc.  
 West Asian defined as Iranian, Afghan, etc.


Religious Affiliation *	Students
Atheist	14
Buddhist	6
Christian	61
Hindu	5
Jehovah's Witness	1
Jewish	20
Mormon	0
Muslim	17
Sikh	8
No religion	35
Other	10
Prefer not to answer	15
<b>TOTAL</b>	<b>192</b>



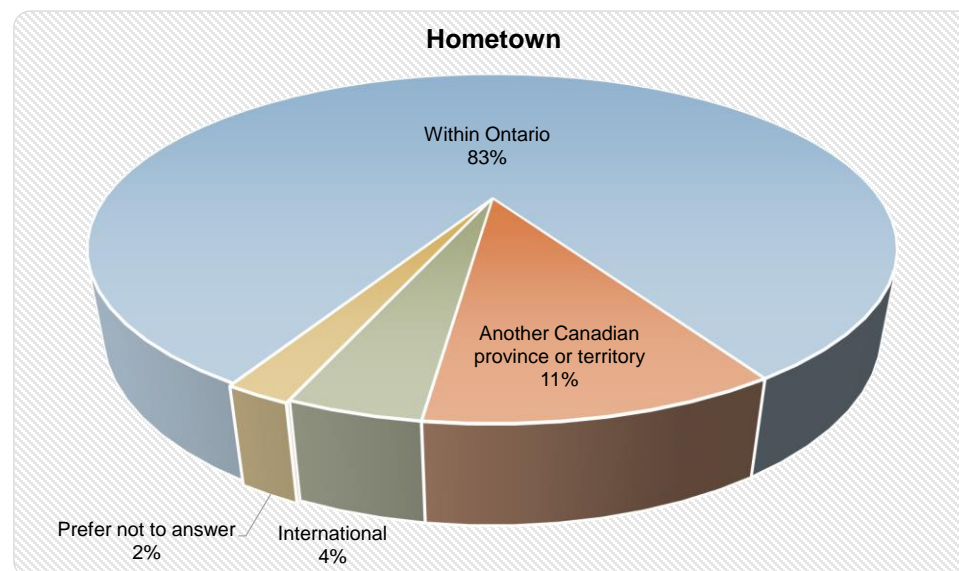
\* even if you are not practising that religion

Language fluency *	Students
English only	102
English and French	22
English and another language	48
English + 2 or more languages	17
Prefer not to answer	3
<b>TOTAL</b>	<b>192</b>

\* defined as the ability to speak and write the language easily and accurately

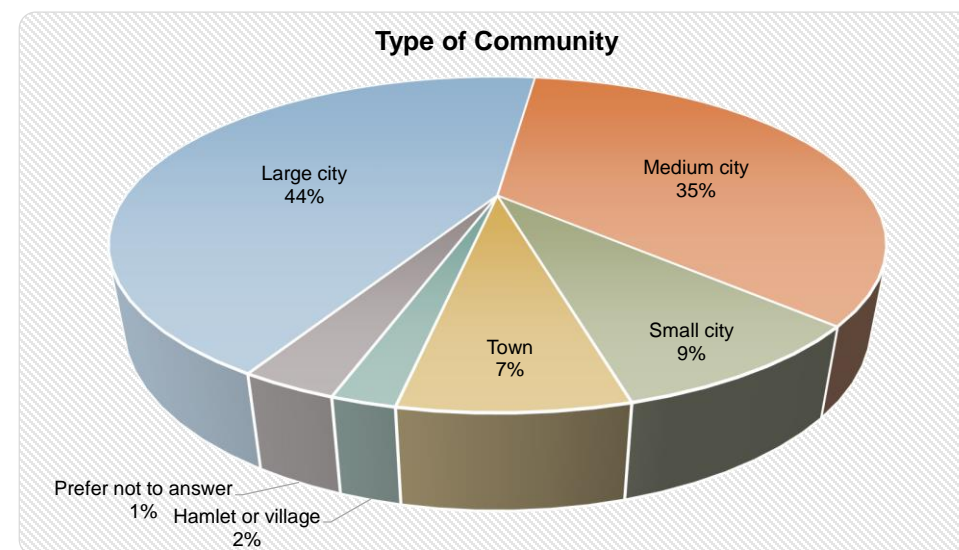


Hometown	Students
Within Ontario	159
Another Canadian province or territory	21
International	8
Prefer not to answer	4
<b>TOTAL</b>	<b>192</b>



Type of Community	Students
Large city	84
Medium city	67
Small city	17
Town	14
Hamlet or village	4
Prefer not to answer	6
<b>TOTAL</b>	<b>192</b>

**Defined as:**  
 Large city: > 500,000 population  
 Medium city: 100,000 to < 500,000  
 Small city: 20,000 to < 100,000  
 Town: 1,000 to < 20,000  
 Hamlet or village: < 1,000

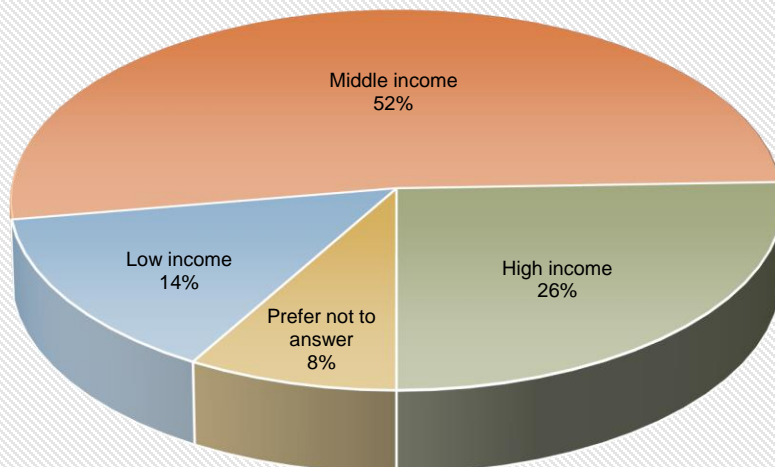


Primary Household * Income	Students
Low income	27
Middle income	100
High income	49
Prefer not to answer	16
<b>TOTAL</b>	<b>192</b>

\* defined as the home in which you were raised

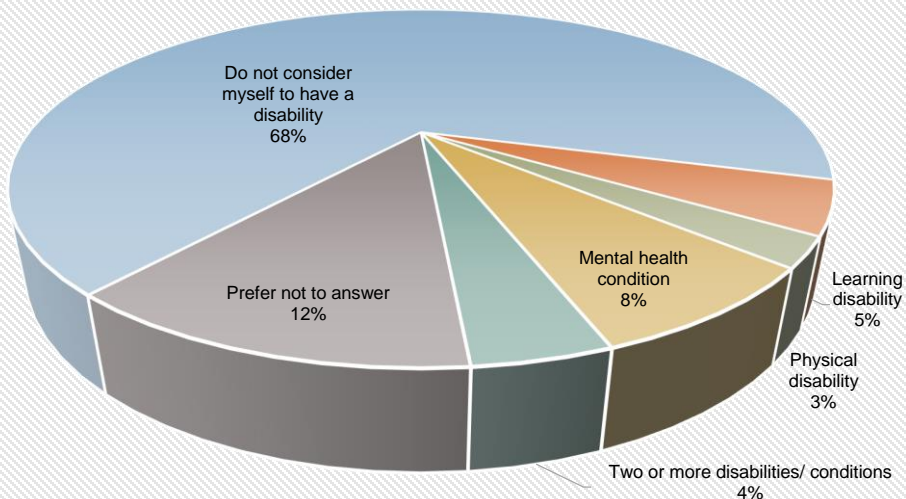
The terms "low", "middle", and "high" were not defined.

### Primary Household Income



Accessibility Needs	Students
Do not consider myself to have a disability	131
Learning disability	9
Physical disability	5
Mental health condition	15
Two or more disabilities/ conditions	8
Prefer not to answer	24
<b>TOTAL</b>	<b>192</b>

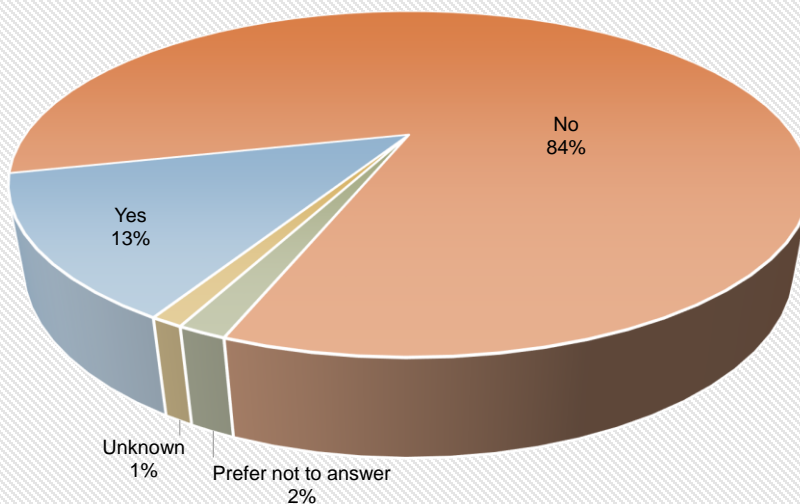
### Accessibility Needs



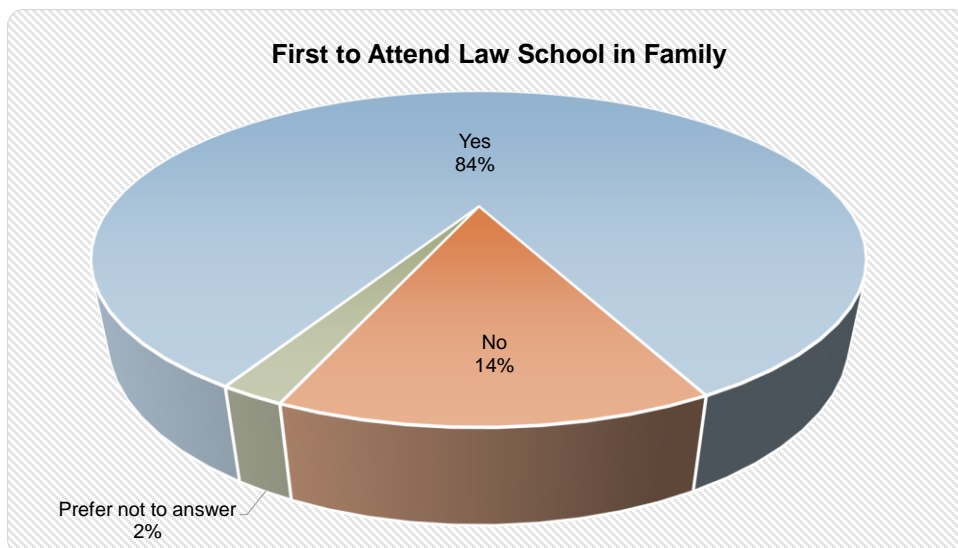
First Generation Student *	Students
Yes	25
No	162
Prefer not to answer	3
Unknown	2
<b>TOTAL</b>	<b>192</b>

\* defined as a student whose parents have not enrolled in any post-secondary studies (college or university) either part-time or full-time, in or outside of Canada, at any time

### First Generation Student

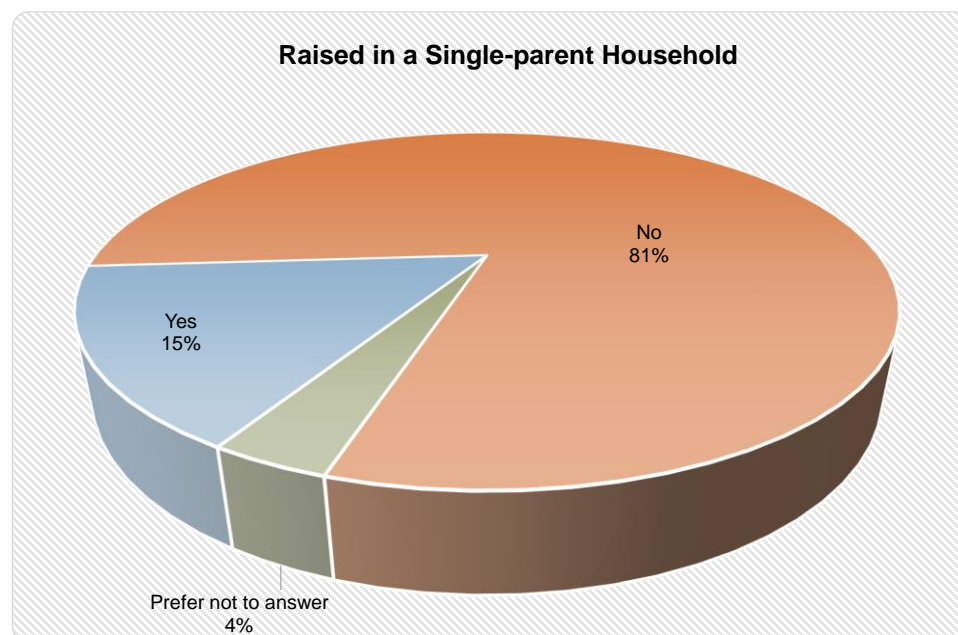


First to Attend Law School in Family	Students
Yes	162
No	26
Prefer not to answer	4
<b>TOTAL</b>	<b>192</b>

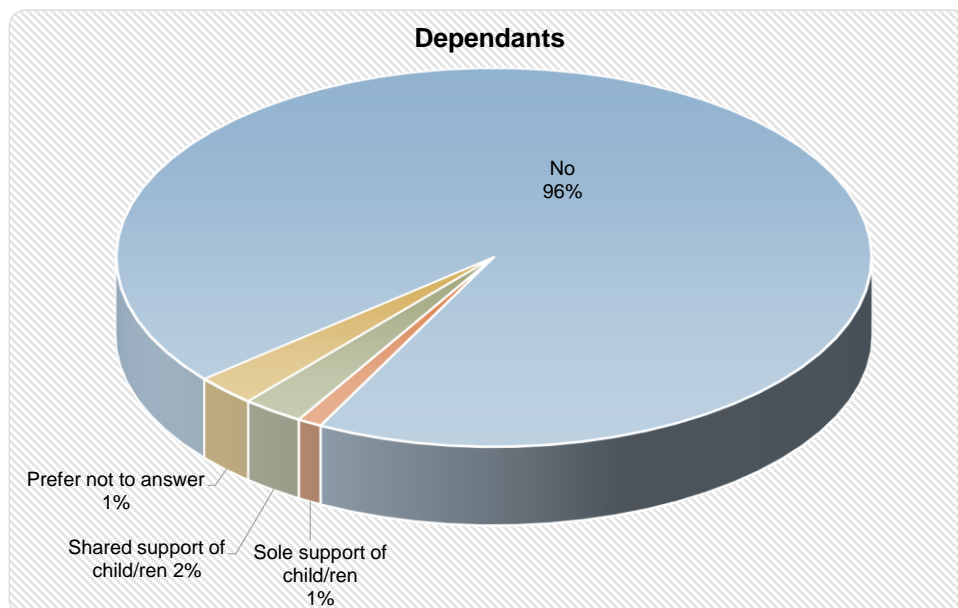


Raised in a Single-parent Household *	Students
Yes	30
No	155
Prefer not to answer	7
<b>TOTAL</b>	<b>192</b>

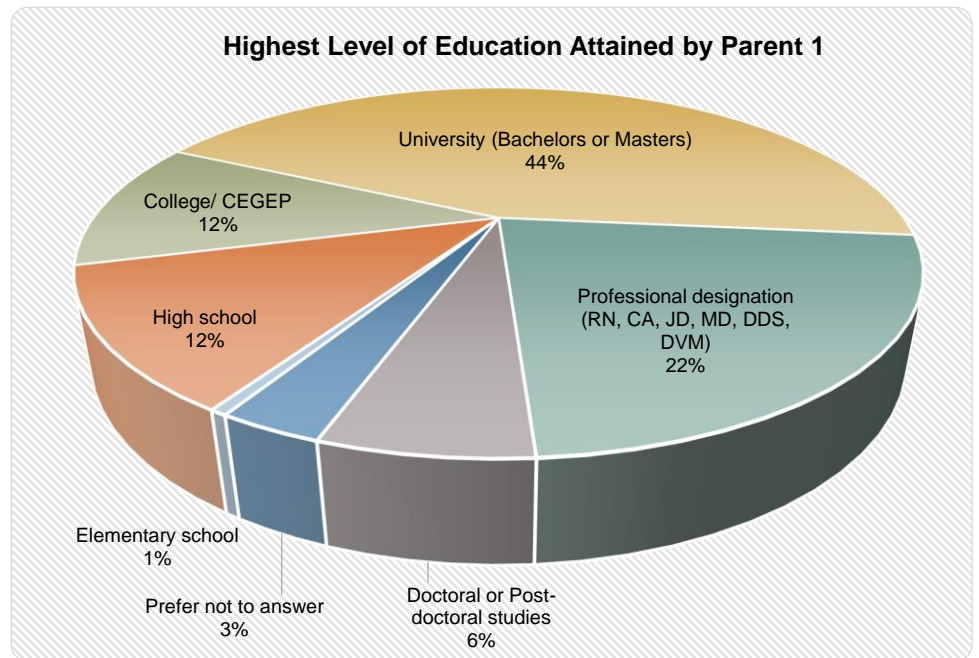
\* defined as living in a household for 9 or more years of childhood headed by a parent who was widowed, separated, divorced, or unmarried, and did not remarry or live in a common-law relationship



Dependants	Students
No	178
Sole support of child/ren	2
Shared support of child/ren	5
Sole support of adult	1
Shared support of adult	1
Prefer not to answer	5
<b>TOTAL</b>	<b>192</b>



Highest Level of Education Attained by Parent 1	Students
Elementary school	1
High school	23
Trade school	0
College/ CEGEP	22
University (Bachelors or Masters)	85
Professional designation (RN, CA, JD, MD, DDS, DVM)	43
Doctoral or Post-doctoral studies	12
Prefer not to answer	6
Unknown	0
<b>TOTAL</b>	<b>192</b>



Highest Level of Education Attained by Parent 2	Students
Elementary school	10
High school	38
Trade school	5
College/ CEGEP	26
University (Bachelors or Masters)	74
Professional designation (RN, CA, JD, MD, DDS, DVM)	20
Doctoral or Post-doctoral studies	6
Unknown	5
Prefer not to answer	8
<b>TOTAL</b>	<b>192</b>

